







SUPERCYLINDER

QUICK REFERENCE

FOR SELECTING A SUPERCYLINDER

Series	SCW02	SCW03	SCW05	SCW10	SCW20	SCW25	
Capacity	4000 lb (17,792 N)	6000 lb (26,689 N)	10,000 lb (44,482 N)	20,000 lb (88,964 N)	35,000 lb (155,687 N)	50,000 lb (222,411 N)	
Product Image							
Voltagess	230/460 VAC Standard	230/460 VAC Standard	230/460 VAC Standard	230/460 VAC Standard	230/460 VAC Standard	230/460 VAC Standard	
Standard Stroke Lengths (inch)	6, 12, 18, 24, 36 in (152, 304, 457, 609, 914 mm) Custom Lengths Available	6, 12, 18, 24, 36 in (152, 304, 457, 609, 914 mm) Custom Lengths Available	6, 12, 18, 24, 36 in (152, 304, 457, 609, 914 mm) Custom Lengths Available	6, 12, 18, 24, 36 in (152, 304, 457, 609, 914 mm) Custom Lengths Available	6, 12, 18, 24, 36 in (152, 304, 457, 609, 914 mm) Custom Lengths Available	6, 12, 18, 24, 36 in (152, 304, 457, 609, 914 mm) Custom Lengths Available	
Maximum Speed at Rated Load	Up to 72 in/s (1,828 mm/s)	Up to 119 in/s (3,022 mm/s)	Up to 135.6 in/s (3,444 mm/s)	Up to 108 in/s (2,743 mm/s)	Up to 21.6 in/s (548 mm/s)	Up to 19.8 in/s (502 mm/s)	
Limit Switches (Adjustable)	Standard	Standard	Standard	Standard	Standard	Standard	
Feedback	Optional	Optional	Optional	Optional	Optional	Optional	
Motor Overload Protection	Optional	Optional	Optional	Optional	Optional	Optional	
Temperature Range	0°F to 120°F (-18°C to 50°C)	0°F to 120°F (-18°C to 50°C)	0°F to 120°F (-18°C to 50°C)	0°F to 120°F (-18°C to 50°C)	0°F to 120°F (-18°C to 50°C)	0°F to 120°F (-18°C to 50°C)	
Translating Tube	Hard Chrome Plated	Hard Chrome Plated	Hard Chrome Plated	Hard Chrome Plated	Hard Chrome Plated	Hard Chrome Plated	
Options	Trunnion Mounting Bellows Boot	Trunnion Mounting Bellows Boot	Trunnion Mounting Bellows Boot	Trunnion Mounting Bellows Boot	Trunnion Mounting Bellows Boot	Trunnion Mounting Bellows Boot	
Catalog Sheet pdf Code	SCW02	SCW03	SCW05	SCW10	SCW20	SCW25	
Catalog Page	10	10	14	18	22	26	

	SCN03	SCN06	SCN12	SCN25	SCD02 & SCD03	SCD06
	6000 lb (26,689 N)	12,000 lb (53,378 N)	24,000 lb (106,752 N)	50,000 lb (222,409 N)	3747 lb (16,667 N) 3789 LB (16,854 N)	3265 lb (14,523 N)
						
	230/460 VAC Standard	230/460 VAC Standard	230/460 VAC Standard	230/460 VAC Standard	230/460 VAC Standard	230/460 VAC Standard
	6, 12, 18, 24, 36 in (152, 304, 457, 609, 914 mm) Custom Lengths Available	6, 12, 18, 24, 36 in (152, 304, 457, 609, 914 mm) Custom Lengths Available	6, 12, 18, 24, 36 in (152, 304, 457, 609, 914 mm) Custom Lengths Available	6, 12, 18, 24, 36 in (152, 304, 457, 609, 914 mm) Custom Lengths Available	Up to 31 inches (depending on model)	Up to 36 inches (depending on model)
	Up to 182.4 in/s (4,633 mm/s)	Up to 379.5 in/s (9,639 mm/s)	Up to 188.5 in/s (4,787 mm/s)	Up to 259.7 in/s (6,596 mm/s)	Up to 11.9 in/s (302 mm/s)	Up to 13.6 in/s (345 mm/s)
	Standard	Standard	Standard	Standard	Standard	Standard
	Optional	Optional	Optional	Optional	Optional	Optional
	Optional	Optional	Optional	Optional	Optional	Optional
	0°F to 120°F (-18°C to 50°C)	0°F to 120°F (-18°C to 50°C)	0°F to 120°F (-18°C to 50°C)	0°F to 120°F (-18°C to 50°C)	0°F to 120°F (-18°C to 50°C)	0°F to 120°F (-18°C to 50°C)
	Hard Chrome Plated	Hard Chrome Plated	Hard Chrome Plated	Hard Chrome Plated	Hard Chrome Plated	Hard Chrome Plated
	Bellows Boot	Bellows Boot	Bellows Boot	Bellows Boot	Bellows Boot	Bellows Boot
	SCN03	SCN06	SCN12	SCN25	SCD02 & SCD03	SCD06
	32	40	48	56	64	66